

This article was downloaded by:

On: 28 January 2011

Access details: *Access Details: Free Access*

Publisher *Taylor & Francis*

Informa Ltd Registered in England and Wales Registered Number: 1072954 Registered office: Mortimer House, 37-41 Mortimer Street, London W1T 3JH, UK



## Physics and Chemistry of Liquids

Publication details, including instructions for authors and subscription information:

<http://www.informaworld.com/smpp/title~content=t713646857>

### An Empirical Relation for the Evaluation of the Dielectric Constants of Some Miscible Aqueous-Organic Solvent Mixtures at 298.15 K

R. Mohapatra<sup>a</sup>; B. R. Pujari<sup>a</sup>; B. Barik<sup>a</sup>; B. Behera<sup>a</sup>

<sup>a</sup> Department of Chemistry, Sambalpur University, Sambalpur, Orissa, India

**To cite this Article** Mohapatra, R. , Pujari, B. R. , Barik, B. and Behera, B.(2001) 'An Empirical Relation for the Evaluation of the Dielectric Constants of Some Miscible Aqueous-Organic Solvent Mixtures at 298.15 K', *Physics and Chemistry of Liquids*, 39: 2, 141 – 149

**To link to this Article:** DOI: 10.1080/00319100108030335

**URL:** <http://dx.doi.org/10.1080/00319100108030335>

PLEASE SCROLL DOWN FOR ARTICLE

Full terms and conditions of use: <http://www.informaworld.com/terms-and-conditions-of-access.pdf>

This article may be used for research, teaching and private study purposes. Any substantial or systematic reproduction, re-distribution, re-selling, loan or sub-licensing, systematic supply or distribution in any form to anyone is expressly forbidden.

The publisher does not give any warranty express or implied or make any representation that the contents will be complete or accurate or up to date. The accuracy of any instructions, formulae and drug doses should be independently verified with primary sources. The publisher shall not be liable for any loss, actions, claims, proceedings, demand or costs or damages whatsoever or howsoever caused arising directly or indirectly in connection with or arising out of the use of this material.

# AN EMPIRICAL RELATION FOR THE EVALUATION OF THE DIELECTRIC CONSTANTS OF SOME MISCIBLE AQUEOUS-ORGANIC SOLVENT MIXTURES AT 298.15 K

R. MOHAPATRA, B. R. PUJARI, B. BARIK  
and B. BEHERA\*

*Department of Chemistry, Sambalpur University, Jyoti Vihar,  
Sambalpur–768 019, Orissa, India*

*(Received 12 November 1999)*

Dielectric constants of some miscible aqueous-organic solvent mixtures at 25°C have been analyzed by an equation analogous to Tamura and Kurata equation for viscosity. The hydration numbers  $n_h$  found out from the plots of  $\Delta\epsilon$  vs.  $x_2$  are explained in terms of H-bonding both in water-rich and alcohol-rich medium.

**Keywords:** Dielectric constants; Aqueous-organic solvent mixtures; Hydration number

## INTRODUCTION

The dielectric constants of some thoroughly miscible aqueous-organic liquid mixtures are of considerable importance in physical and pharmaceutical chemistry. These liquids are associated. The extent of hydration of water-miscible organic liquid mixtures can be determined from density, viscosity [1] and dielectric constants [2] of these mixtures. The dielectric properties of aqueous-organic solvent mixtures and aqueous solutions of nonelectrolytes have been studied by using mixture formulas of viscosity for polar spheres in non-polar media [3–13].

---

\*Corresponding author.

Tamura and co-workers [14, 15] have analyzed the viscosity data of binary mixtures of liquids and solutions of nonelectrolytes by the following equations

$$\eta = x_1^2 \eta_1 + 2x_1 x_2 \eta_{12} + x_2^2 \eta_2 \quad (1)$$

$$\eta = x_1 v_1 \eta_1 + 2(x_1 x_2 v_1 v_2)^{1/2} \eta_{12} + x_2 v_2 \eta_2 \quad (2)$$

where  $x_i$  and  $\eta$  stand for mole fraction and viscosity and subscripts 1, 2 and 12 stand for water, organic liquid and their mixtures respectively. The volume fraction  $v_2$  was calculated by taking the density and weight fraction of the solution and solid respectively.

Equations (1) and (2) fit well the viscosity data at 25°C. Therefore in this paper an attempt is made to analyze the dielectric constant data of some aqueous-organic solvent mixtures at 25°C by the above two equations.

## MATERIALS AND METHODS

The dielectric constant data at 25°C are taken from literature [16]. They are represented graphically in Figures 1 and 2 as a function of  $x_2$ , the mole fraction of the organic components.

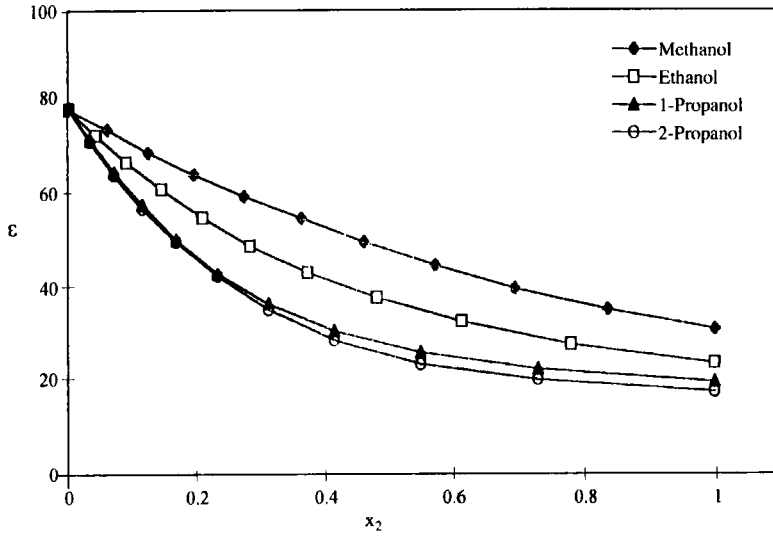
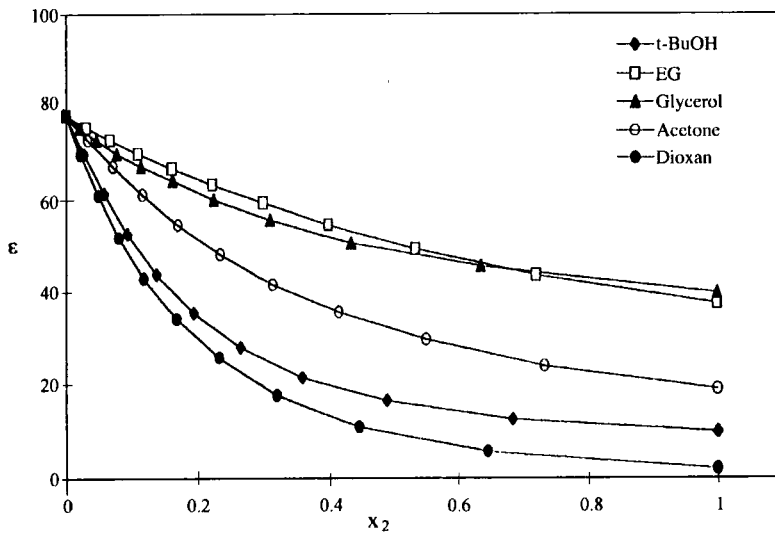
Examination of the figures shows that the dielectric constant of water decreases in an exponential manner which indicates the existence of interaction between the two liquids in the mixtures. The data were analyzed [17] by

$$\log \epsilon_{12} = x_1 \log \epsilon_1 + x_2 \log \epsilon_2 + dx_1 x_2 \quad (3)$$

which is analogous to the viscosity equation of Grunberg and Nissan [18].

The work of Tamura and coworkers [14, 15] has prompted us to use the viscosity equations for analysis of dielectric constant data of aqueous-organic solvent mixtures by using Eqs. (1) and (2) as

$$\epsilon = x_1^2 \epsilon_1 + 2x_1 x_2 \epsilon_{12} + x_2^2 \epsilon_2 \quad (4)$$

FIGURE 1  $\epsilon_{\text{exp}}$  as a function of  $x_2$ .FIGURE 2  $\epsilon_{\text{exp}}$  as a function of  $x_2$ .

$$\varepsilon = x_1 v_1 \varepsilon_1 + 2(x_1 x_2 v_1 v_2)^{1/2} \varepsilon_{12} + x_2 v_2 \varepsilon_2 \quad (5)$$

The volume fraction  $v_2$  of the organic component in the mixture was calculated by Looyenga's [6, 7] method as

$$v_2 = (\varepsilon_{12}^{1/3} - \varepsilon_1^{1/3}) / (\varepsilon_2^{1/3} - \varepsilon_1^{1/3}) \quad (6)$$

$$v_1 = (1 - v_2) \quad (7)$$

The deviations and the percent relative deviations in dielectric constants are calculated as

$$\Delta\varepsilon = \varepsilon_{12\text{calc}} - \varepsilon_{12\text{exp}} \quad (8)$$

$$\text{Relative deviation in } \varepsilon_{12} = 100 \times \frac{\Delta\varepsilon}{\varepsilon_{12\text{exp}}} \quad (9)$$

## RESULTS AND DISCUSSION

The physical parameters from dielectric constants of some water miscible organic solvents at 25°C are set out in Tables I and II.

The percentage mean relative deviation values clearly show that Eqs. (4) and (5) can be applied to these aqueous-organic solvent mixtures which are thoroughly miscible and associated.

Schott [9] has pointed out while analyzing the viscosity and dielectric constant data by using Kendall equation [13] that deviations in  $\Delta\eta$  and  $\Delta\varepsilon$  vs.  $x_2$  give a useful measure of the extent of hydration

TABLE I Physical parameters of some water-miscible organic solvents at 25°C from Eq. (4)

<i>Organic solvent</i>	$\varepsilon_2$	$x_2$	$n_h$	% Mean R.D
Methanol	31.5	0.22, 0.82	3.55, 0.22	6.4
Ethanol	24.3	0.24, 0.90	3.17, 0.11	16.59
1-Propanol	20.1	0.23	3.35	31.17
2-Propanol	18.0	0.23	3.35	33.8
<i>t</i> -Butanol	9.9	0.21	3.76	58.7
Ethylene Glycol	37.7	0.22, 0.85	3.35, 0.18	7.66
Glycerol	40.1	0.22	3.55	10.90
Acetone	19.1	0.23	3.35	21.79
Dioxan	2.1	0.20	4.0	88.57

TABLE II Physical parameters of some water-miscible organic solvents at 25°C from Eq. (5)

<i>Organic solvent</i>	$x_2$	$n_h$	% Mean R.D
Methanol	0.19, 0.80	4.26, 0.25	4.0
Ethanol	0.14, 0.76	6.14, 0.32	7.06
1-Propanol	0.11, 0.73	8.09, 0.37	8.23
2-Propanol	0.11, 0.73	8.09, 0.37	9.6
<i>t</i> -Butanol	0.14, 0.72	6.14, 0.39	20.4
Ethylene Glycol	0.17, 0.73	4.8, 0.37	4.2
Glycerol	0.14, 0.70	6.14, 0.43	2.9
Acetone	0.17, 0.75	4.8, 0.33	10.03
Dioxan	0.16	5.25	48.86

of the organic components in the miscible mixtures. The deviations of the experimental dielectric constants of both the Eqs. (4) and (5) as a function of  $x_2$  are shown in Figures 3–6.

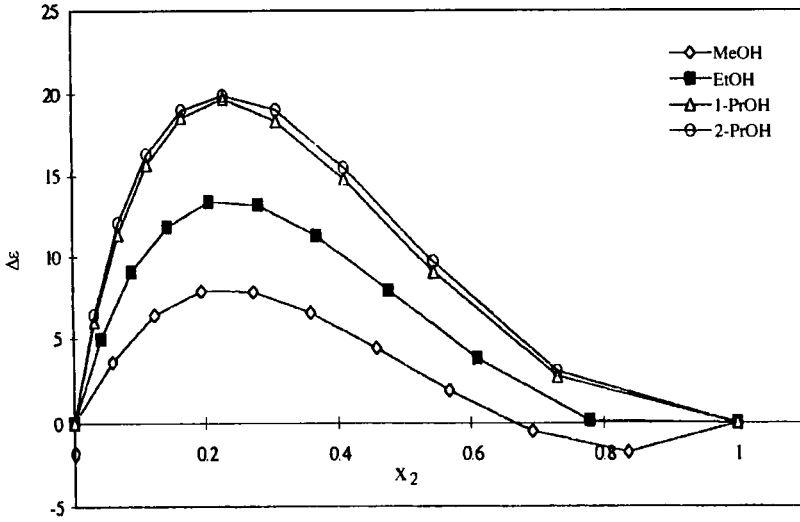
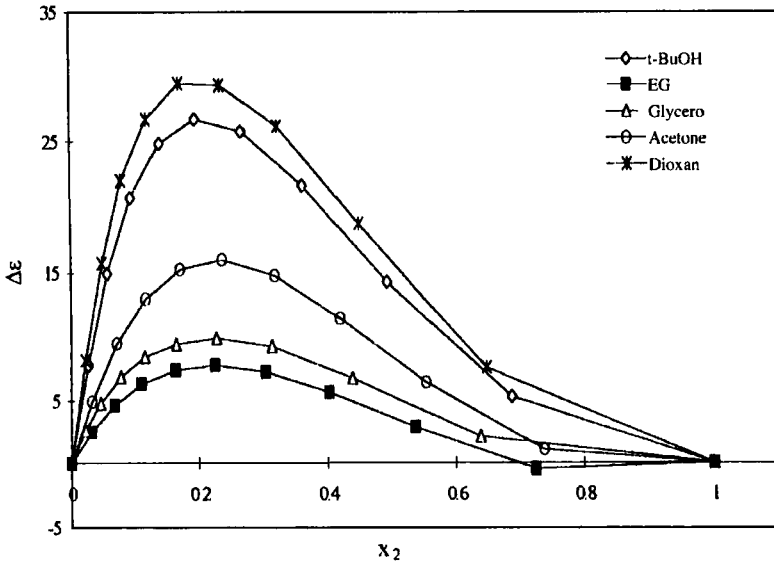
Examination of Figures 3 and 4 indicate that methanol, ethanol and ethylene glycol show both maxima and minima in the mixtures and rest of the organic components show only maxima. Examination of Figures 5 and 6 indicate that all the organic components show both maxima and minima excepting dioxan, which shows only a maxima. The mole fractions  $x_2$  of all the organic components corresponding to maxima and minima are shown in Tables I and II. Compositions of these mole fractions indicate the extent of hydration represented by the hydration number  $n_h$  as

$$n_h = x_1/x_2 \quad (10)$$

The hydration numbers of the organic components in the mixture are set out in Tables I and II.

The percentage relative deviations of Eq. (4) are much higher than that of Eq. (5). The hydration numbers obtained by Eq. (4) (Tab. I) are almost same for all the organic components whereas the hydration numbers obtained by Eq. (5) are different from solvent to solvent.

In alcohol–water mixtures the existence of maxima and minima is observed in water-rich regions and alcohol-rich regions respectively [19] which is reflected in the measurement of Walden product and measurement of relaxation times [20]. In aqueous-alcohol solutions, the structure of solutions increases with increasing amount of alcohols

FIGURE 3  $\Delta\epsilon$  as a function of  $x_2$  for Eq. (4).FIGURE 4  $\Delta\epsilon$  as a function of  $x_2$  for Eq. (4).

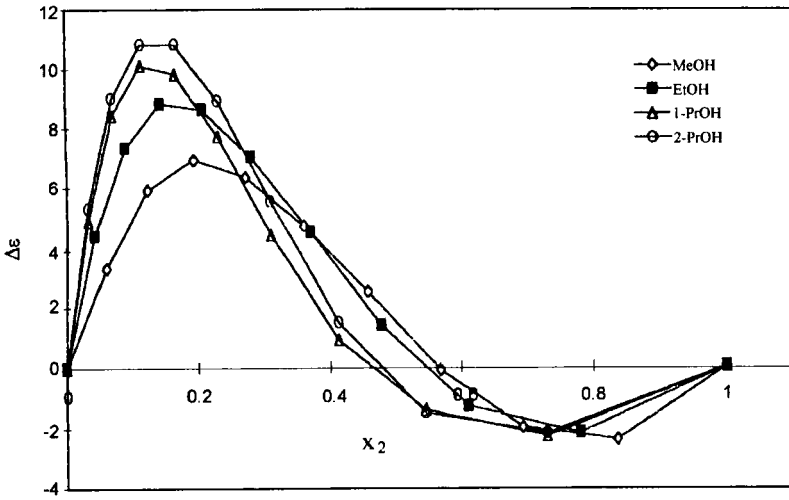


FIGURE 5  $\Delta\epsilon$  as a function of  $x_2$  for Eq. (5).

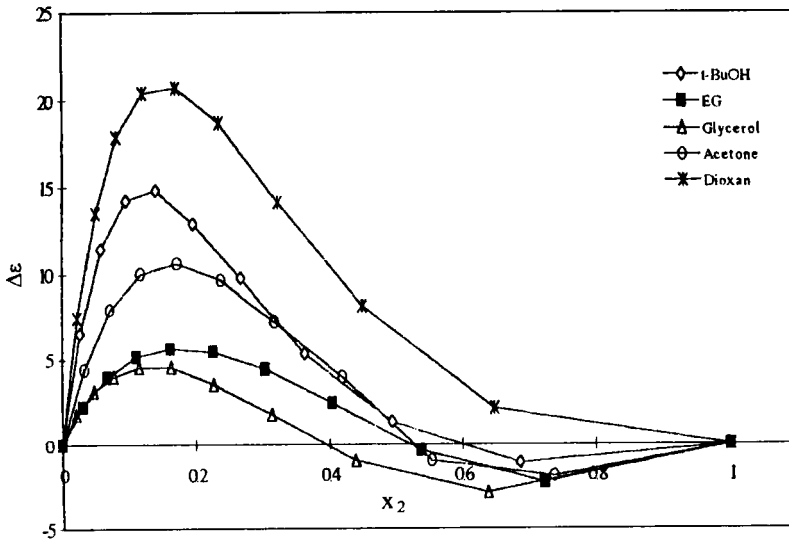


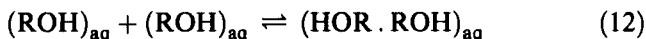
FIGURE 6  $\Delta\epsilon$  as a function of  $x_2$  for Eq. (5).



[21] and decreases at high alcohol content. It is well known that association of alcohols is governed by the association equilibria:



It has been shown qualitatively that water re-establishes a three-dimensional H-bonded arrangement in aqueous-alcoholic mixtures which enforces hydrophobic association of the cosolvent molecules [22] represented by



Presumably the equilibria (11) and (12) take place in alcohol-rich and water-rich medium resulting in low and high hydration numbers  $n_h$  respectively.

On the basis of the above analogy we conclude that Eq. (5) fits the dielectric constant data of aqueous-organic solvent mixtures well because of low percentage relative deviation and existence of maxima and minima with two hydration numbers which explains the equilibria represented by Eqs. (11) and (12).

## References

- [1] Behera, B., Sutar, S. and Barik, B. (1995). *J.T.R. Chem.*, **2**, 27.
- [2] Papachan, D., Barik, B. and Behera, B. (1995). *ibid.*, **2**, 45.
- [3] Hasted, J. B. (1973). *Aqueous Dielectrics*, Chapman and Hall, London, Chap. 7; *Water*, Ed. Franks, F., Plenum Press, New York, Chap. 7.
- [4] Bruggemann, D. A. G. (1935). *Ann. Physik.*, **24**, 636.
- [5] Bottcher, C. J. F. (1952). *Theory of Electric Polarisation*, Elsevier, Amsterdam.
- [6] Looyenga, H. (1956). *Molecular Physics*, **9**, 501.
- [7] Looyenga, H. (1956). *Physica*, **31**, 401.
- [8] Brown, W. F. (1956). *Handbuch. der. Physik*, Springer, Berlin, **17**, 105.
- [9] Schott, H. (1980). *J. Pharm. Sci.*, **69**, 369.
- [10] Reynand, R. (1968). *C.R. Acad. Sci.*, Paris, Sec. C, **266**, 489.
- [11] Blumenshine, R. L. and Sears, P. G. (1966). *J. Chem. Engg. Data*, **11**, 14.
- [12] Walden, P. (1906). *Z. Physik. Chem.*, **55**, 207, 246.
- [13] Kendall, J. and Monroe, K. P. (1917). *J. Am. Chem. Soc.*, **39**, 1924.
- [14] Tamura, M. and Kurata, M. (1952). *Bull. Chem. Soc.*, Japan, **25**, 32.
- [15] Tamura, M., Kurata, M. and Sata, S. (1952). *ibid.*, **25**, 125.
- [16] Harned, H. S. and Owen, B. B. (1958). *The Physical Chemistry of Electrolyte Solutions*, Reinhold, New York. p. 161.
- [17] Pujari, B. R., Barik, B. and Behera, B. (1998). *Phys. Chem. Liq.*, **36**, 105.
- [18] Grunberg, L. and Nissan, A. H. (1949). *Nature*, **164**, 799.
- [19] Hawes, J. L. and Kay, R. L. (1965). *J. Phys. Chem.*, **69**, 2420; Spivey, H. O. and Shedlovsky, T. (1967). *J. Phys. Chem.*, **71**, 2165.

- [20] Clemmet, C. J., Forest, E. and Smyth, C. P. (1964). *J. Chem. Phys.*, **40**, 2123; Garg, S. K. and Symth, C. P. (1965). *J. Chem. Phys.*, **43**, 2959.
- [21] Kay, R. L. (1973). *Water*, Ed. Franks, F. Plenum Press, New York, Chap. 4.
- [22] Blandamer, M. J., Hidden, N. J., Symons, M. C. R. and Treloar, N. C. (1968). *Chem. Comm.*, p. 1325.